

# Carbon Reduction Plan

## Commitment to Net Zero

AvoVe recognise the importance of decarbonising our business and have developed clear goals and strategies to reduce greenhouse gas emissions to achieve net zero status

## Baseline Carbon Footprint

Baseline emissions are a record of the greenhouse gases that have been produced in the past and were produced prior to the introduction of any strategies to reduce emissions

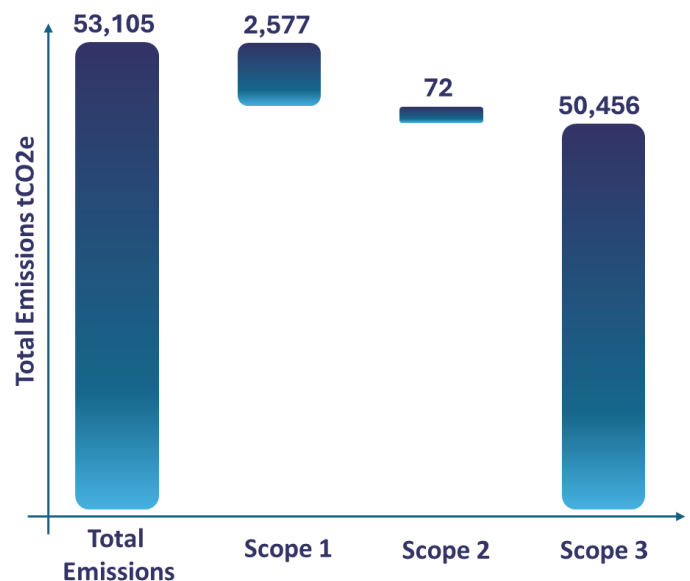
Our baseline emissions were verified through the ISO 14064:2018 standard for greenhouse gas reporting and serve as the reference point against which our science-based targets were developed and from which future emissions reduction will be measured

## Baseline Year: 2023

Additional Details relating to the Baseline Emissions calculations:

We have comprehensively captured our Scope 1 and 2 emissions using vehicle, plant and equipment fuel records and utility bills respectively. Our Scope 3 emissions include business transport calculated via internal systems whilst Goods & Services and Capital Goods were calculated based on spend

2023 Baseline year emissions:	
Emissions	Total (tCO <sub>2</sub> e)
Scope 1	2,577
Scope 2	72
Scope 3	50,456
Total Emissions	53,105

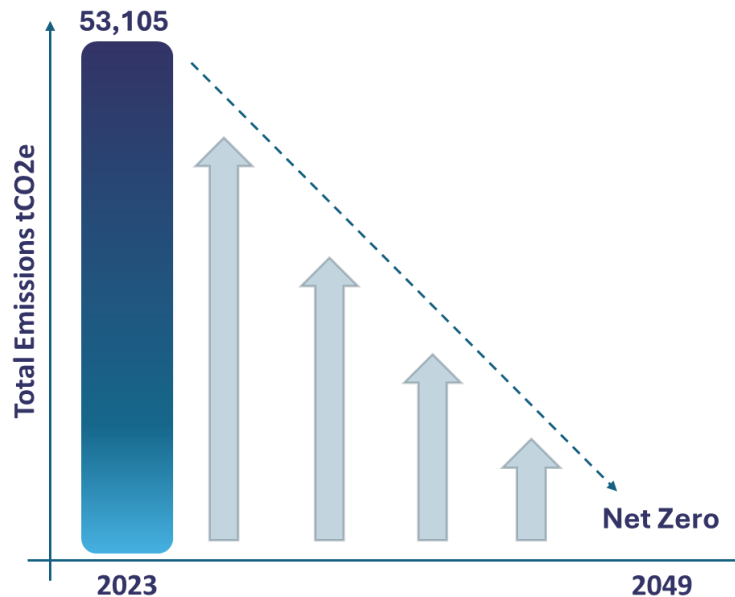


# Carbon Reduction Plan

## Targets

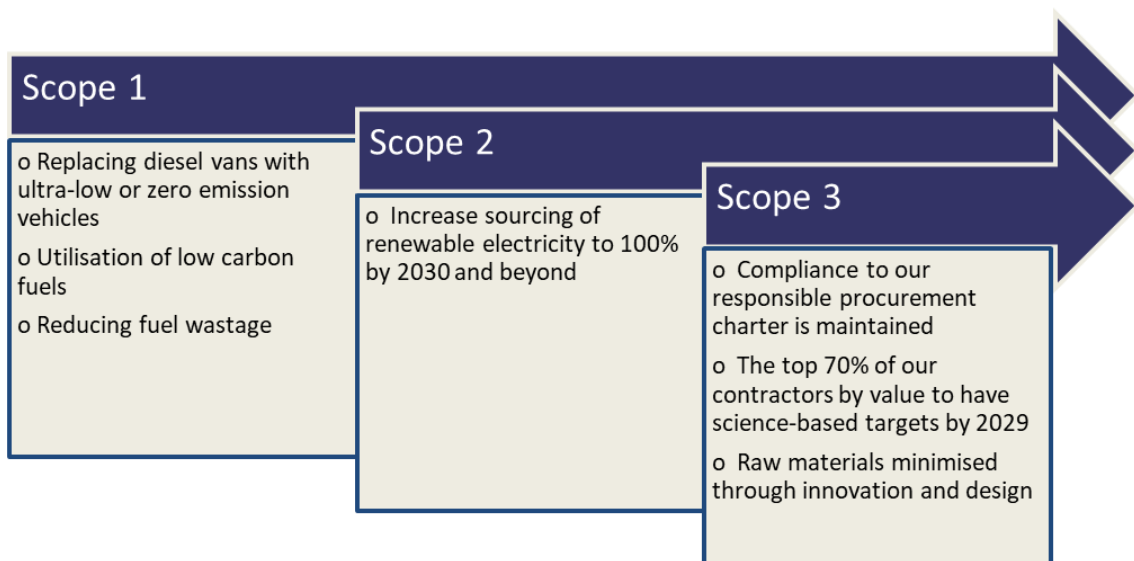
AvoVe commits to reach net-zero greenhouse gas emissions from 2025 across the value chain by:

- Reducing Scope 1 and 2 carbon emissions to net zero by 2039
- Reducing Scope 3 carbon emissions to net zero by 2049



## Projects

We engaged internal and external stakeholders to develop our sustainability strategy. The 2023 emissions data helped us create decarbonisation plans and set reduction targets for each scope



# Carbon Reduction Plan

## Progress



Progress shown is total scope 1 and 2 emission sources plus business travel portion of scope 3. Our wider scope 3 near term emissions target is a supplier engagement target rather than absolute contraction so it is measured separately

In 2024 we saw a 13.5% reduction in our emissions ratio from 18.85 to 16.32 tCO<sub>2</sub>e per £m revenue. During 2024 we reduced operational fleet idling by 2.8%, contributing to lower fuel use. We also reduced our reliance on fossil fuel company cars by moving to hybrid and electric alternatives, enabling a 3.5% reduction in carbon emissions despite a 14% increase in overall miles driven. Plant & generator fuel use increased by 208% due to increased activity on a large-scale project and we have started to transition this to low carbon HVO (Hydrotreated Vegetable Oil) fuel to reduce emissions from this source

Carbon Emissions				
Emissions Source	2023	2024	2025	2026
Buildings Energy Usage	205	189		
Operational Transport	2,420	2,399		
Business Miles	536	532		
Air & Rail	3	8		
Plant & Generators	130	400		
Total Emissions (tCO <sub>2</sub> e)	3,294	3,527		
Total Revenue (£m)	174.7	216.1		
Emissions Ratio (tCO <sub>2</sub> e/£m)	18.85	16.32		

# Carbon Reduction Plan

<b>Declaration</b>	This Carbon Reduction Plan has been completed in accordance with PPN 06/21 and associated guidance and reporting standard for Carbon Reduction Plans
	Emissions have been reported and recorded in accordance with the published reporting standard for Carbon Reduction Plans and the GHG Reporting Protocol corporate standard <sup>13</sup> and uses the appropriate Government emission conversion factors for greenhouse gas company reporting <sup>14</sup>
	Our Scope 1 and Scope 2 emissions have been reported in accordance with SECR requirements, and the required subset of Scope 3 emissions have been reported in accordance with the published reporting standard for Carbon Reduction Plans and the Corporate Value Chain (Scope 3) Standard <sup>15</sup>

<b>Authority for Issue</b>	Document Author			
	Name	Function	Signature	Date
	Gordon Walker	Head of Environment & Sustainability		16 June 2025
	Authorisation for publication			
	Name	Function	Signature	Date
	Darren Jones	Finance Director		16 June 2025

<sup>13</sup> <https://ghgprotocol.org/corporate-standard>

<sup>14</sup> <https://www.gov.uk/government/collections/government-conversion-factors-for-company-reporting>

<sup>15</sup> <https://ghgprotocol.org/standards/scope-3-standard>